

Match Statistics

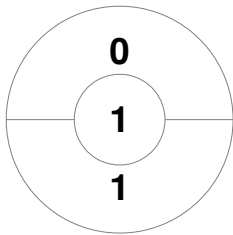
| | | | | |
|---------|-------------|-------|--------------|---------|
| Match # | Date | Time | Pool / Class | Pitch |
| 68 | 15 Feb 2020 | 10:00 | Crossover 2 | Court 2 |

| | | | |
|------------|--|--|--|
| FSC | | | |
| GK Subs | | | |

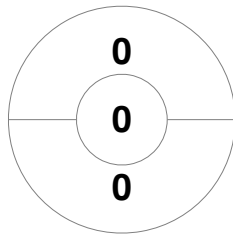
| | | | | |
|----------|---|---|---|----|
| Official | 1 | 2 | T | SO |
| FSC | 1 | 1 | 2 | 4 |
| JI | 1 | 1 | 2 | 3 |

| | | | |
|----------------------------|--|--|--|
| Jersey Intensity FH | | | |
| GK Subs | | | |

Penalty Corners



FSC



JI



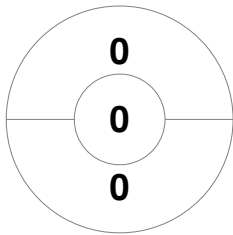
FSC



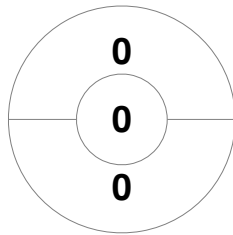
JI

Circle Entries

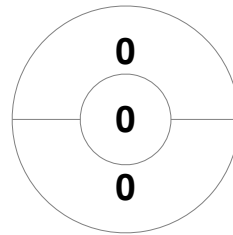
Shots



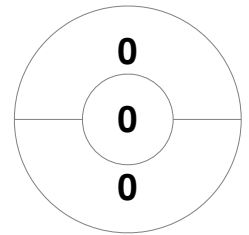
FSC



JI



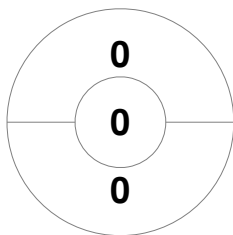
FSC



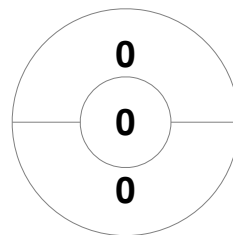
JI

Shots on Target

Possession %



FSC



JI

