

Match Statistics

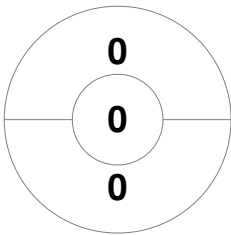
| | | | | |
|---------|-------------|-------|--------------|---------|
| Match # | Date | Time | Pool / Class | Pitch |
| 21 | 26 Jan 2020 | 13:50 | Crossover 4 | Court 3 |

| | | |
|-----------------------------|--|--|
| Alpha Purple_ Pool C | | |
| GK Subs | | |

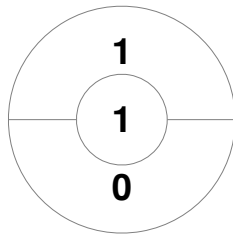
| | | | |
|------------------|---|---|---|
| Official | 1 | 2 | T |
| ALPHA PURPL U16s | 1 | 1 | 2 |
| BISON U16s | 1 | 0 | 1 |

| | | |
|---------------------------------------|--|--|
| Bison Field Hockey Club_Pool A | | |
| GK Subs | | |

Penalty Corners



ALPHA PURPL U16s



BISON U16s

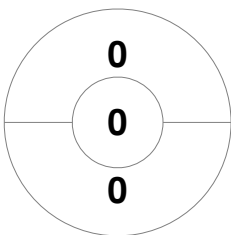


ALPHA PURPL U16s

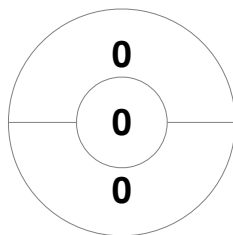


BISON U16s

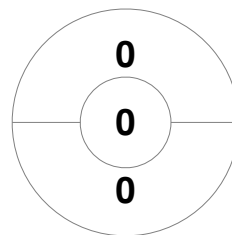
Circle Entries



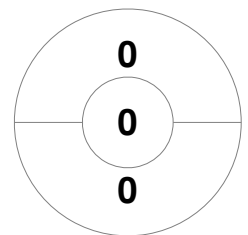
ALPHA PURPL U16s



BISON U16s



ALPHA PURPL U16s

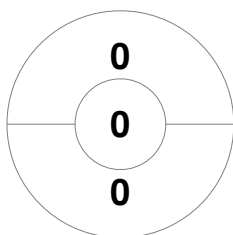


BISON U16s

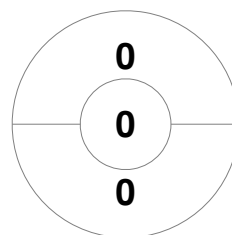
Shots

Shots on Target

Possession %



ALPHA PURPL U16s



BISON U16s

