



### Match Statistics

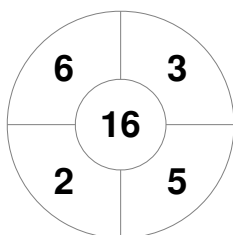
Match #	Date	Time	Pool / Class	Pitch
20	23 Jan 2022	15:30	Semi Final 2	Court 3

Pa Power			
GK Subs			

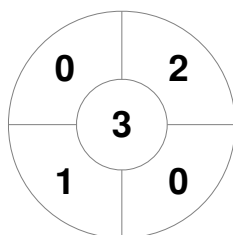
Official	1	2	3	4	T
PA PWR U16s	1	1	1	1	4
BISON BLK U16s	1	1	0	1	3

Bison FHC Black			
GK Subs			

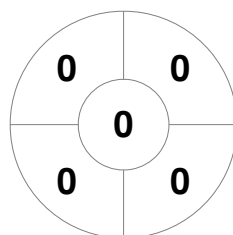
### Penalty Corners



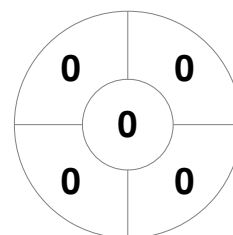
PA PWR U16s



BISON BLK U16s



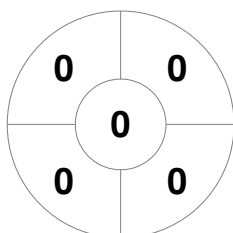
PA PWR U16s



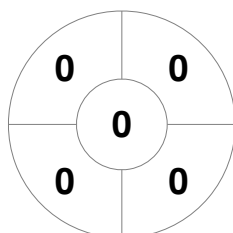
BISON BLK U16s

### Circle Entries

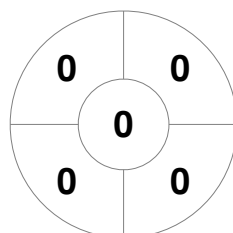
### Shots



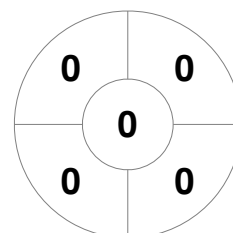
PA PWR U16s



BISON BLK U16s



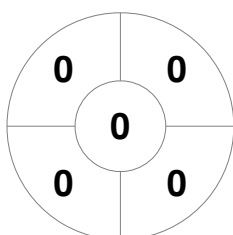
PA PWR U16s



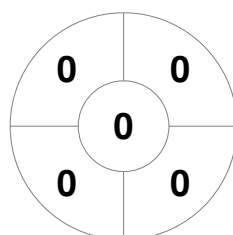
BISON BLK U16s

### Shots on Target

### Possession %



PA PWR U16s



BISON BLK U16s

