



Match Statistics

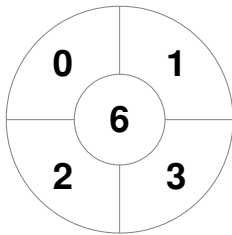
| | | | | |
|---------|-------------|-------|--------------|---------|
| Match # | Date | Time | Pool / Class | Pitch |
| 7 | 04 Mar 2023 | 10:45 | UNI | Court 2 |

| | |
|---|----|
| St. Joseph's University Crimson_U1 | |
| GK Subs | 39 |

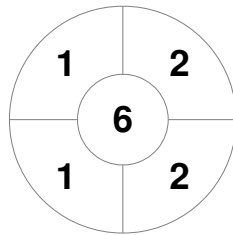
| | | | | | |
|-----------|---|---|---|---|---|
| Official | 1 | 2 | 3 | 4 | T |
| SJU CRMSN | 0 | 0 | 0 | 1 | 1 |
| RUFH BLCK | 1 | 0 | 0 | 2 | 3 |

| | |
|-------------------------|--|
| Rutgers Black_U1 | |
| GK Subs | |

Penalty Corners



SJU CRMSN



RUFH BLCK

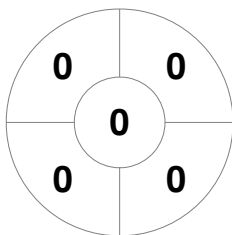


SJU CRMSN

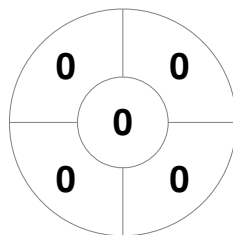


RUFH BLCK

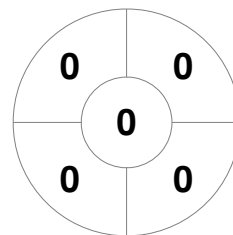
Circle Entries



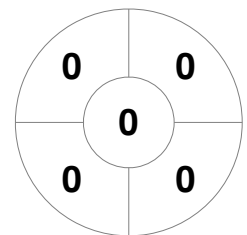
SJU CRMSN



RUFH BLCK

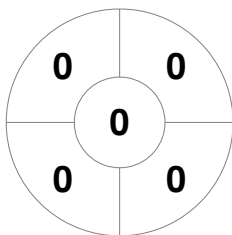


SJU CRMSN

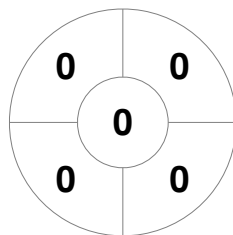


RUFH BLCK

Shots

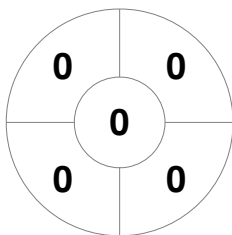


SJU CRMSN

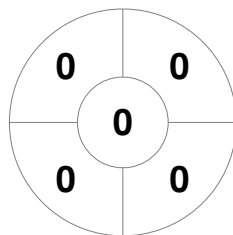


RUFH BLCK

Shots on Target

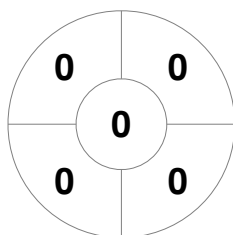


SJU CRMSN



RUFH BLCK

Possession %



SJU CRMSN



RUFH BLCK

