



Match Statistics

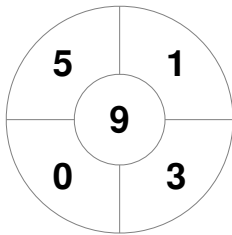
| | | | | |
|---------|-------------|-------|--------------|---------|
| Match # | Date | Time | Pool / Class | Pitch |
| 53 | 10 Feb 2024 | 10:40 | Round Robin | Court 1 |

| | | | |
|---------|--|--|--|
| H2O | | | |
| GK Subs | | | |

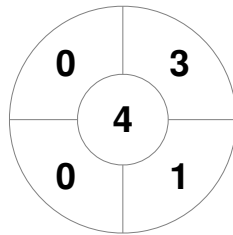
| | | | | | |
|----------|---|---|---|---|---|
| Official | 1 | 2 | 3 | 4 | T |
| H2O | 0 | 2 | 0 | 0 | 2 |
| WAR | 0 | 0 | 1 | 0 | 1 |

| | | | |
|-------------|--|--|--|
| Warhawks FH | | | |
| GK Subs | | | |

Penalty Corners



H2O



WAR



H2O



WAR

Circle Entries

Shots



H2O



WAR



H2O



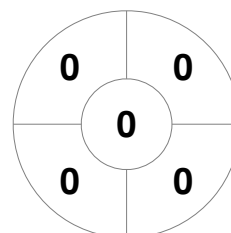
WAR

Shots on Target

Possession %



H2O



WAR

