



Match Statistics

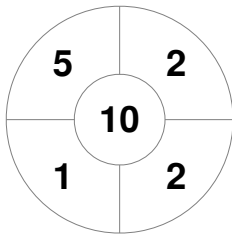
| | | | | |
|---------|-------------|-------|--------------|---------|
| Match # | Date | Time | Pool / Class | Pitch |
| 22 | 03 Mar 2024 | 14:25 | Semi Final 2 | Court 2 |

| | | | |
|------------------|--|--|--|
| Australia | | | |
| GK Subs | | | |

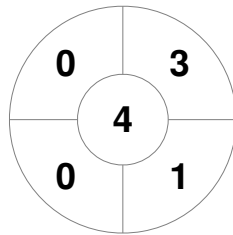
| | | | | | |
|----------|---|---|---|---|----|
| Official | 1 | 2 | 3 | 4 | T |
| W AUS | 2 | 0 | 3 | 5 | 10 |
| GBTI GCC | 0 | 0 | 0 | 1 | 1 |

| | | | |
|-----------------|--|--|--|
| GBTI GCC | | | |
| GK Subs | | | |

Penalty Corners



W AUS



GBTI GCC



W AUS



GBTI GCC

Circle Entries

Shots



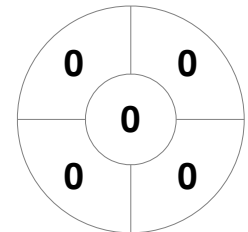
W AUS



GBTI GCC



W AUS



GBTI GCC

Shots on Target

Possession %



W AUS



GBTI GCC

