



Match Statistics

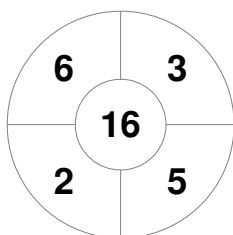
| Match # | Date | Time | Pool / Class | Pitch |
|---------|-------------|-------|--------------|---------|
| 20 | 23 Jan 2022 | 15:30 | Semi Final 2 | Court 3 |

| | | | |
|----------|--|--|--|
| Pa Power | | | |
| GK Subs | | | |

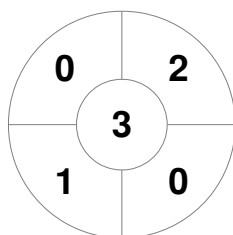
| Official | 1 | 2 | 3 | 4 | T |
|----------------|---|---|---|---|---|
| PA PWR U16s | 1 | 1 | 1 | 1 | 4 |
| BISON BLK U16s | 1 | 1 | 0 | 1 | 3 |

| | | | |
|-----------------|--|--|--|
| Bison FHC Black | | | |
| GK Subs | | | |

Penalty Corners



PA PWR U16s



BISON BLK U16s



PA PWR U16s



BISON BLK U16s

Shots



PA PWR U16s



BISON BLK U16s

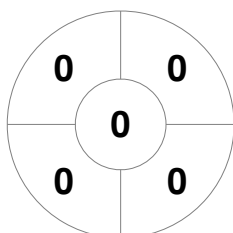


PA PWR U16s

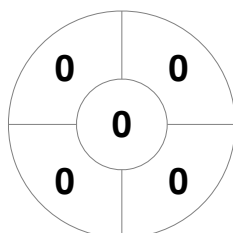


BISON BLK U16s

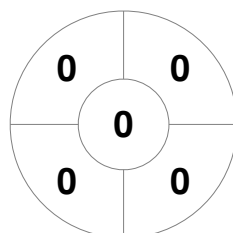
Shots on Target



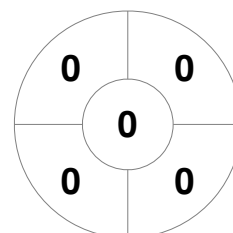
PA PWR U16s



BISON BLK U16s

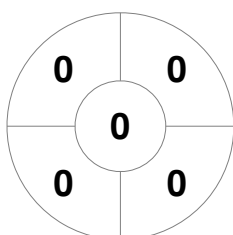


PA PWR U16s

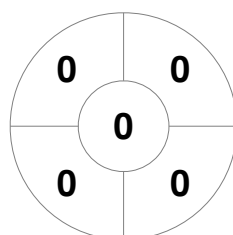


BISON BLK U16s

Possession %



PA PWR U16s



BISON BLK U16s

