



Match Statistics

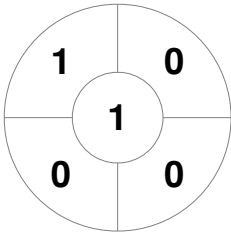
| | | | | |
|---------|-------------|-------|--------------|---------|
| Match # | Date | Time | Pool / Class | Pitch |
| 14 | 12 Mar 2022 | 16:20 | W | Court 2 |

| | | | |
|------------------------------------|--|--|--|
| Baltimore FH (BFHA)_ Pool 3 | | | |
| GK Subs | | | |

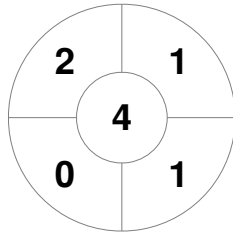
| | | | | | |
|----------|---|---|---|---|----|
| Official | 1 | 2 | 3 | 4 | T |
| BFHA | 0 | 0 | 0 | 0 | 0 |
| BEARS | 3 | 3 | 2 | 3 | 11 |

| | | | |
|----------------------|--|--|--|
| Bears_ Pool 3 | | | |
| GK Subs | | | |

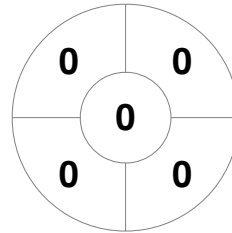
Penalty Corners



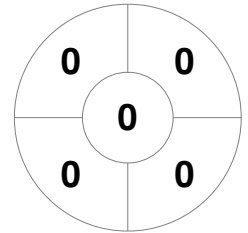
BFHA



BEARS



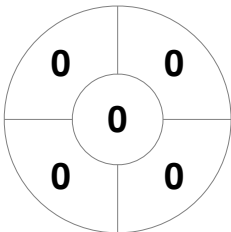
BFHA



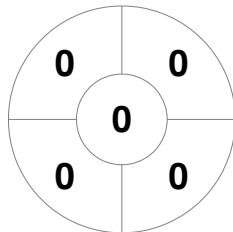
BEARS

Circle Entries

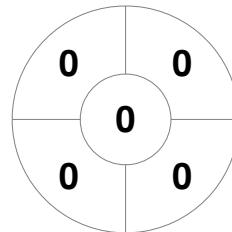
Shots



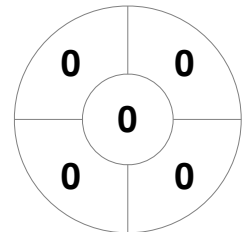
BFHA



BEARS



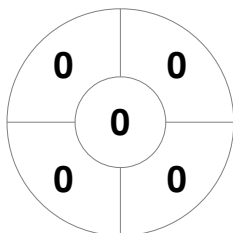
BFHA



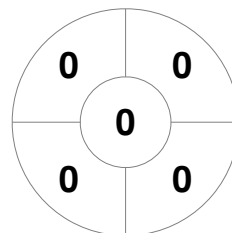
BEARS

Shots on Target

Possession %



BFHA



BEARS

