



Match Statistics

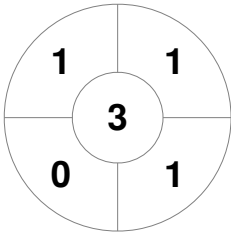
| | | | | |
|---------|-------------|-------|--------------|---------|
| Match # | Date | Time | Pool / Class | Pitch |
| 10 | 12 Mar 2022 | 15:30 | M1 | Court 2 |

| | | | |
|------------------|--|--|--|
| Lions FHC | | | |
| GK Subs | | | |

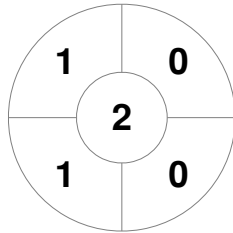
| | | | | | |
|----------|---|---|---|---|---|
| Official | 1 | 2 | 3 | 4 | T |
| LIONS | 2 | 0 | 1 | 0 | 3 |
| USA | 0 | 1 | 0 | 0 | 1 |

| | | | |
|-------------------|--|--|--|
| USA Indoor | | | |
| GK Subs | | | |

Penalty Corners



LIONS



USA



LIONS



USA

Circle Entries

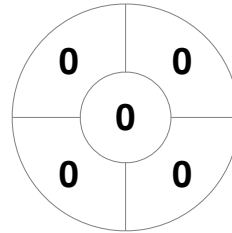
Shots



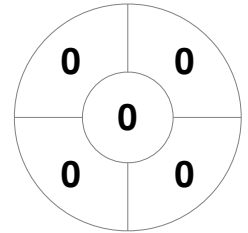
LIONS



USA



LIONS



USA

Shots on Target

Possession %



LIONS



USA

