



Match Statistics

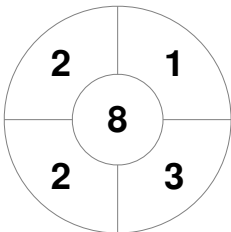
|         |             |       |              |         |
|---------|-------------|-------|--------------|---------|
| Match # | Date        | Time  | Pool / Class | Pitch   |
| 1       | 28 Feb 2025 | 17:00 | W1           | Court 1 |

|          |  |  |  |
|----------|--|--|--|
| Red Rose |  |  |  |
| GK Subs  |  |  |  |

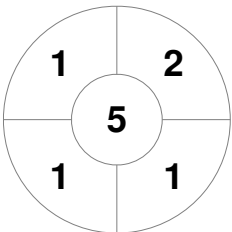
|          |   |   |   |   |   |
|----------|---|---|---|---|---|
| Official | 1 | 2 | 3 | 4 | T |
| ROSE     | 0 | 2 | 4 | 1 | 7 |
| RCKFSH   | 0 | 0 | 1 | 0 | 1 |

|                         |  |  |  |
|-------------------------|--|--|--|
| Virginia Beach Rockfish |  |  |  |
| GK Subs                 |  |  |  |

Penalty Corners



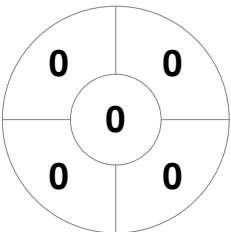
ROSE



RCKFSH



ROSE



RCKFSH

Circle Entries

Shots



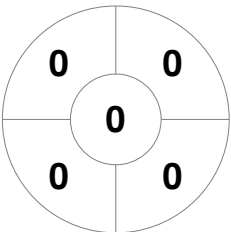
ROSE



RCKFSH



ROSE



RCKFSH

Shots on Target



ROSE



RCKFSH

Possession %

