



Match Statistics

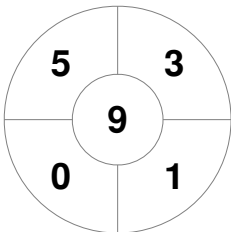
Match #	Date	Time	Pool / Class	Pitch
21	02 Mar 2025	14:25	Semi Final 1	Court 1

UT Turtles			
GK Subs			

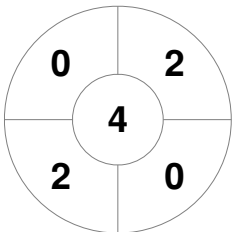
Official	1	2	3	4	T
TRTLE	1	1	2	1	5
GFHC	0	1	0	0	1

Greenwich FHC			
GK Subs	36		

Penalty Corners



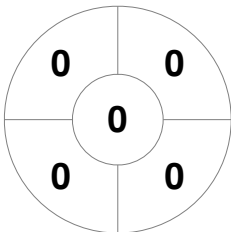
TRTLE



GFHC



TRTLE



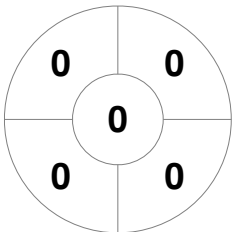
GFHC

Circle Entries

Shots

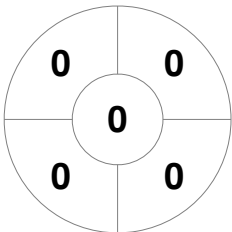


TRTLE

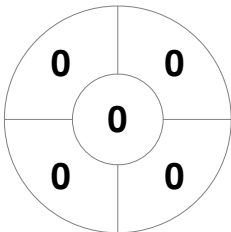


GFHC

Shots on Target

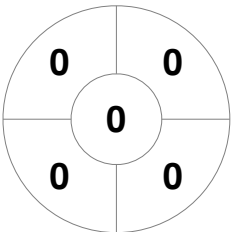


TRTLE



GFHC

Possession %



TRTLE



GFHC

