



Match Statistics

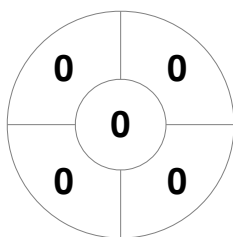
|         |             |       |              |         |
|---------|-------------|-------|--------------|---------|
| Match # | Date        | Time  | Pool / Class | Pitch   |
| 23      | 02 Mar 2025 | 10:45 | Crossover 3  | Court 1 |

|                     |  |  |  |
|---------------------|--|--|--|
| <b>UVM Green_U2</b> |  |  |  |
| GK Subs             |  |  |  |

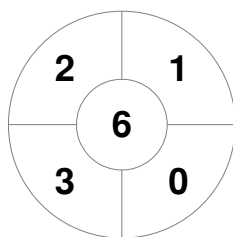
|          |   |   |   |   |   |    |
|----------|---|---|---|---|---|----|
| Official | 1 | 2 | 3 | 4 | T | SO |
| UVM GRN  | 0 | 0 | 0 | 2 | 2 | 2  |
| ODU BLU  | 1 | 1 | 0 | 0 | 2 | 1  |

|                            |  |  |  |
|----------------------------|--|--|--|
| <b>ODU Monarch Blue_U3</b> |  |  |  |
| GK Subs                    |  |  |  |

Penalty Corners



UVM GRN



ODU BLU

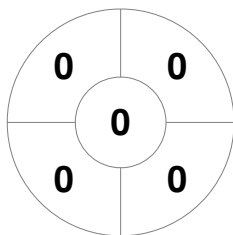


UVM GRN

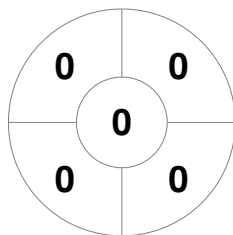


ODU BLU

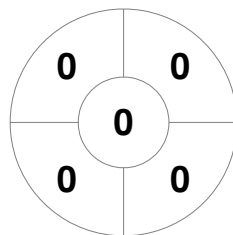
Circle Entries



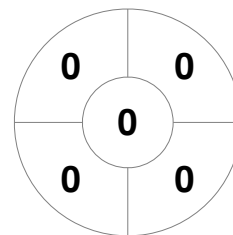
UVM GRN



ODU BLU

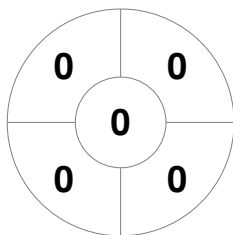


UVM GRN

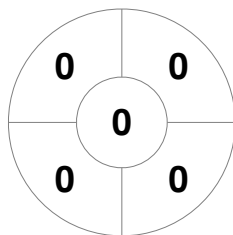


ODU BLU

Shots

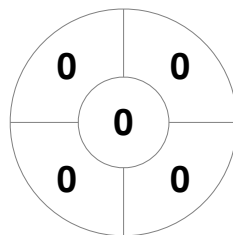


UVM GRN

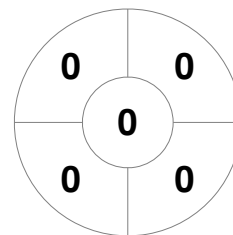


ODU BLU

Shots on Target

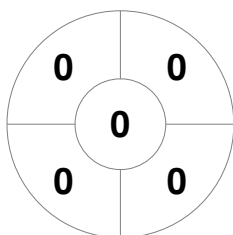


UVM GRN

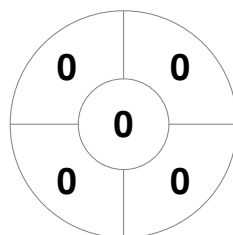


ODU BLU

Possession %



UVM GRN



ODU BLU

