



Match Statistics

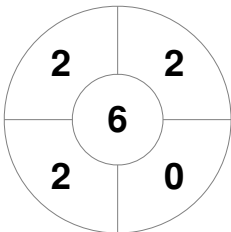
|         |             |       |              |         |
|---------|-------------|-------|--------------|---------|
| Match # | Date        | Time  | Pool / Class | Pitch   |
| 18      | 02 Mar 2025 | 15:20 | Finals       | Court 1 |

|           |    |  |
|-----------|----|--|
| Lions FHC |    |  |
| GK Subs   | 39 |  |

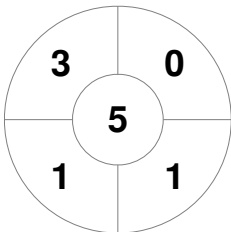
|          |   |   |   |   |   |
|----------|---|---|---|---|---|
| Official | 1 | 2 | 3 | 4 | T |
| LIO      | 0 | 0 | 1 | 1 | 2 |
| OKD      | 1 | 0 | 2 | 2 | 5 |

|         |  |  |
|---------|--|--|
| OKD FHC |  |  |
| GK Subs |  |  |

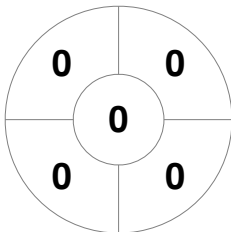
Penalty Corners



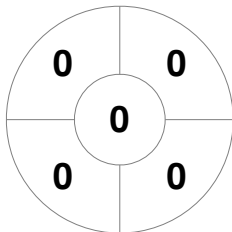
LIO



OKD



LIO



OKD

Circle Entries



LIO



OKD



LIO

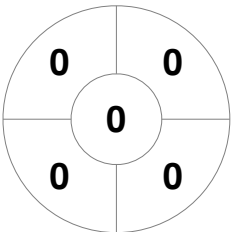


OKD

Shots on Target

Shots

Possession %



LIO



OKD

